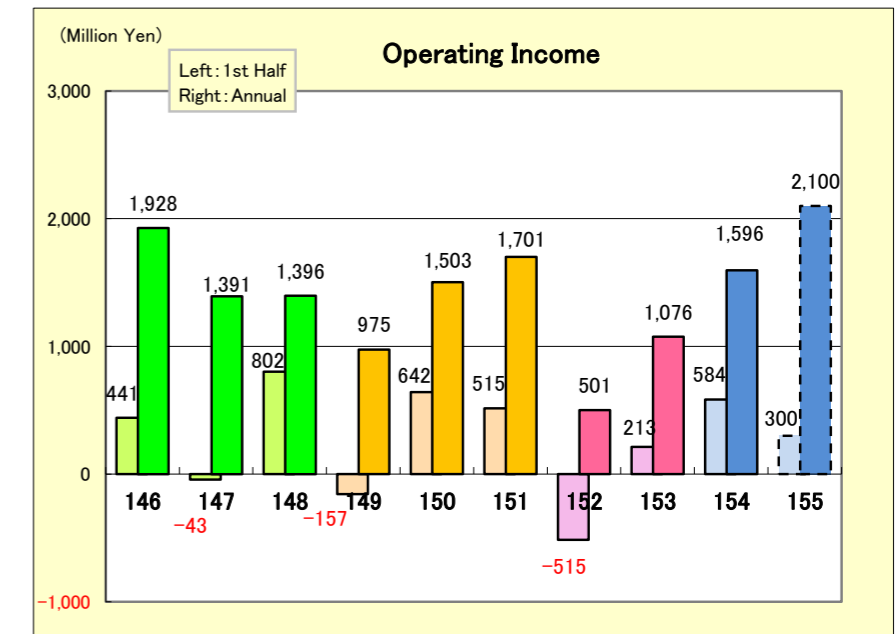
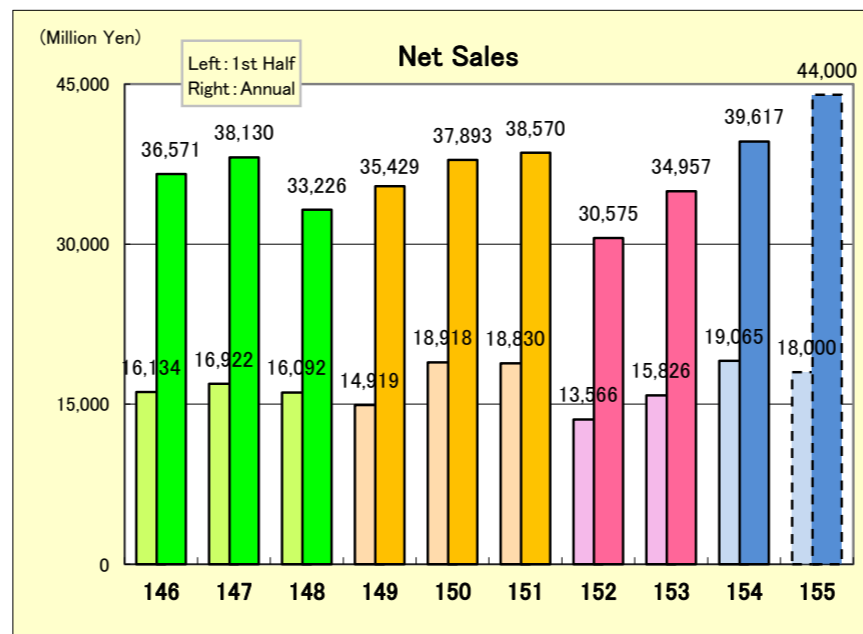
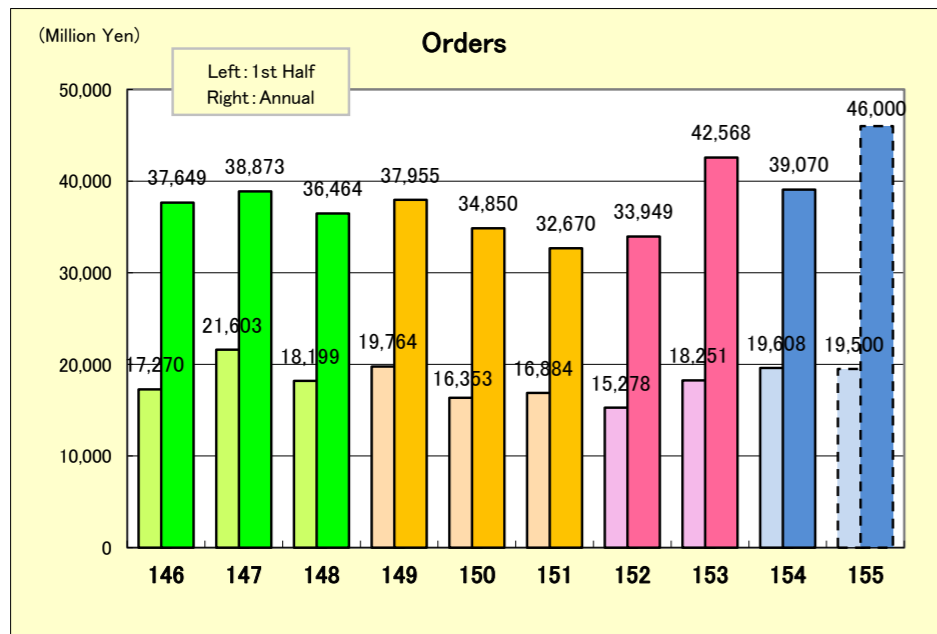


# Financial Date(Consolidated : total)

	Innovation 90			Challenge up			Dash 2015							Next 100: Beyond 100 Years									
	146	147	148	149	150	151	152				153			154				155					
	FY2006	FY2007	FY2008	FY2009	FY2010	FY2011	FY2012(Ended May 2013)				FY2013(Ended May 2014)			FY2014(Ended May 2015)				FY2015(Ending May 2016)					
							1Q	2Q	3Q	fiscal year	1Q	2Q	3Q	fiscal year	1Q	2Q	3Q	fiscal year	1Q	YoY Change	2Q (forecast)	fiscal year (forecast)	
<b>1. Orders Received</b>	37,649	38,873	36,464	37,955	34,850	32,670	6,825	15,278	24,870	33,949	7,964	18,251	29,710	42,568	8,901	19,608	29,263	39,070	10,166	+1,265	19,500	46,000	
(Order Balance)	22,263	23,007	26,244	28,769	25,733	19,823	20,537	21,544	24,149	23,206	24,436	25,632	28,405	30,817	32,521	31,360	31,224	31,343	32,639	+118	---	---	
Transportation	18,900	21,932	24,353	26,645	21,756	17,506	3,061	7,958	15,261	20,940	4,590	10,622	19,904	29,790	5,749	12,557	19,269	24,759	7,657	+1,908	11,500	28,500	
Industrial	16,686	14,623	10,036	9,172	11,988	12,439	3,440	6,348	8,256	11,457	3,164	6,592	8,337	11,097	2,924	6,458	9,162	13,319	2,383	-541	7,400	16,200	
Information	2,063	2,318	2,073	2,138	1,105	2,714	321	967	1,347	1,544	207	1,034	1,463	1,673	225	589	826	985	124	-101	600	1,300	
<b>2. Net Sales</b>	36,571	38,130	33,226	35,429	37,893	38,570	6,120	13,566	20,553	30,575	6,734	15,826	24,511	34,957	7,197	19,065	28,856	39,617	8,837	+1,640	18,000	44,000	
Transportation	17,229	19,781	19,122	23,706	25,657	23,991	3,699	7,657	11,289	17,324	4,407	9,860	15,355	22,198	4,725	13,031	19,878	26,869	6,020	+1,295	11,900	28,500	
Industrial	15,690	15,901	12,399	8,995	11,095	12,265	2,119	5,236	8,152	11,542	2,194	5,332	8,010	10,924	2,348	5,666	8,096	11,613	2,637	+289	5,700	14,000	
Information	3,650	2,447	1,704	2,727	1,133	2,303	300	669	1,107	1,701	131	630	1,141	1,828	121	364	876	1,127	178	+57	400	1,500	
Others							6	10	1	3	4	6	1	2	4	6	1	2	4	6	1	+0	---
<b>3. Operating Income</b>	1,928	1,391	1,396	975	1,503	1,701	-505	-515	-521	501	-56	213	345	1,076	-192	584	913	1,596	166	+358	300	2,100	
	5.3%	3.6%	4.2%	2.8%	4.0%	4.4%	---	---	---	1.6%	---	1.3%	1.4%	3.1%	---	3.1%	3.2%	4.0%	1.9%	---	1.7%	4.8%	
※Note: Segment income from the 1Q of FY2010.																							
Transportation	514	544	1,501	1,755	3,055	2,701	138	565	839	1,913	538	1,064	1,517	2,374	317	1,351	2,107	3,117	604	+287	1,200	3,200	
Industrial	1,002	798	10	-753	164	253	-184	-45	103	433	-68	172	300	536	52	414	511	848	137	+85	370	1,200	
Information	412	49	-115	-27	101	666	58	54	94	265	-35	17	103	348	13	18	79	71	-1	-14	0	230	
Others							56	53	7	21	26	41	8	23	29	40	10	30	41	59	5	-5	20
Adjustment amount							-1,874	-1,973	-525	-1,111	-1,585	-2,152	-499	-1,064	-1,605	-2,224	-586	-1,231	-1,825	-2,499	-579	+7	-1,290
<b>4. Other</b>																							
Capital expenditure	1,173	819	1,050	2,073	1,142	1,307	---	852	---	1,296	---	316	---	612	---	303	---	969	---	---	---	1,200	
Depreciation expenses	507	730	958	950	1,169	1,145	---	537	---	1,144	---	478	---	1,000	---	430	---	881	---	---	---	1,000	
R&D expenses	811	807	826	719	917	798	---	464	---	913	---	356	---	665	---	442	---	897	---	---	---	900	
Numbers of Employees	1,081	1,087	1,047	1,073	1,177	1,175	---	1,151	---	1,170	---	1,159	---	1,201	---	1,173	---	1,216	---	---	---	1,246	



# Financial Data(Consolidated : total)

★グラフデータ

<b>141期</b>
31,199

<b>141期</b>
28,877

<b>141期</b>
370

★グラフデータ

141期	<b>146</b>	<b>147</b>	<b>148</b>	<b>149</b>	<b>150</b>	<b>151</b>	<b>152</b>	<b>153</b>	<b>154</b>
2Q	17,270	21,603	18,199	19,764	16,353	16,884	15,278	18,251	19,608
4Q	37,649	38,873	36,464	37,955	34,850	32,670	33,949	42,568	39,070

141期	<b>146</b>	<b>147</b>	<b>148</b>	<b>149</b>	<b>150</b>	<b>151</b>	<b>152</b>	<b>153</b>	<b>154</b>
2Q	16,134	16,922	16,092	14,919	18,918	18,830	13,566	15,826	19,065
4Q	36,571	38,130	33,226	35,429	37,893	38,570	30,575	34,957	39,617

141期	<b>146</b>	<b>147</b>	<b>148</b>	<b>149</b>	<b>150</b>	<b>151</b>	<b>152</b>	<b>153</b>	<b>154</b>
2Q	441	-43	802	-157	642	515	-515	213	584
4Q	1,928	1,391	1,396	975	1,503	1,701	501	1,076	1,596